
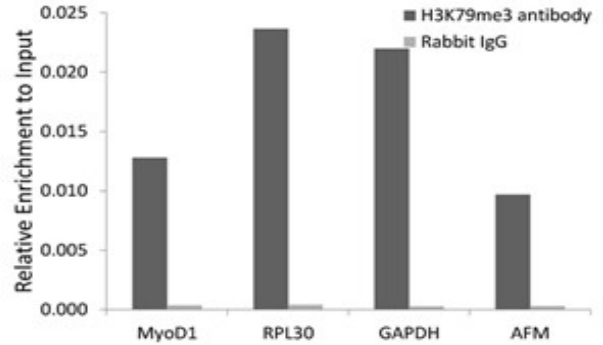


**Product Name:** TriMethyl-Histone H3-K79 Rabbit pAb  
**Catalog #:** Z9082-20; Z9082-100  
**Also Known As:** H3.4; H3/g; H3FT; H3t; HIST3H3; Histone H3; HIST1H3A  
**Quantity:** 20 µl for Z9082-20; 100 µl for Z9082-100  
**Concentration:** See labels on tube  
**Host Species:** Rabbit  
**Isotype:** IgG  
**Reactivity:** Human, Mouse, Rat  
**Immunogen:** A synthetic methylated peptide surrounding K79 of human histone H3.  
**Swiss Prot. #:** Q16695  
**Calculated MW:** 15kDa  
**Detected MW:** 15kDa  
**Applications:** WB (1:500 - 1:2,000)  
 IHC (1:50 - 1:200)  
 IF (1:50 - 1:200)  
 CHIP (1:20 - 1:100)  
 IP (not tested)  
 Note: Antibody dilution should be optimized by users.

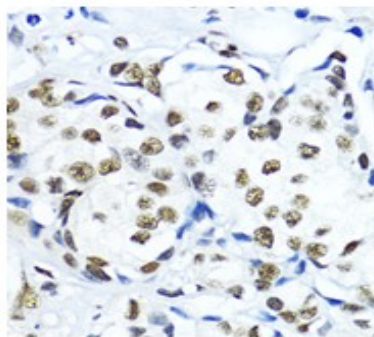
**Images:**



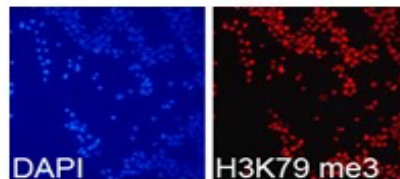
Immunoblotting 25 µg whole cell extracts of various cell lines using TriMethyl-Histone H3-K79 antibody (Z9082) at 1:1,000 dilution.



Chromatin immunoprecipitation analysis of 293T cell extracts using TriMethyl-Histone H3-K79 antibody (Z9082) and rabbit IgG.



Immunohistochemistry of human mammary cancer using TriMethyl-Histone H3-K79 antibody (Z9082) at 1:100 dilution.



Immunofluorescence of 293T cells using TriMethyl-Histone H3-K79 antibody (Z9082) at 1:100 dilution. Blue: DAPI nuclear staining.

- Purification:** Protein A or G affinity purification
- Buffer:** PBS with 0.02% sodium azide, 50% glycerol, pH7.3.
- Storage:** Store at -20°C. Centrifuge to maximize product recovery.
- Background:** Histone H3 is a core component of nucleosome. Nucleosomes wrap and compact DNA into chromatin, limiting DNA accessibility to the cellular machineries which require DNA as a template. Histones thereby play a central role in transcription regulation, DNA repair, DNA replication and chromosomal stability. DNA accessibility is regulated via a complex set of post-translational modifications of histones, also called histone code, and nucleosome remodeling. Lysine methylation occurs primarily on histones H3 (Lys4, 9, 27, 36, 79) and H4 (Lys20) and has been implicated in both transcriptional activation and silencing.
- Reference:**
1. Albig W, et al. (1996)Hum Genet 97, 486-491.
  2. Tachiwana H, et al. (2008) Nucleic Acids Res 36, 2208-2218.
  3. Lee DY, et al. (2005) Endocr Rev 26, 147-170.
- Note:** This product is for research use only.

