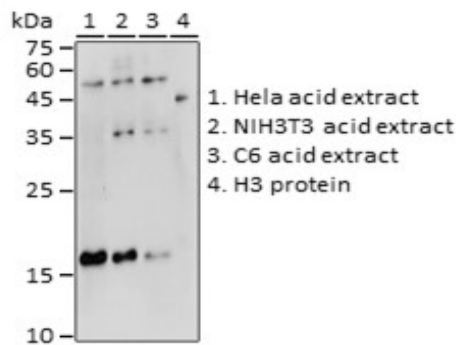
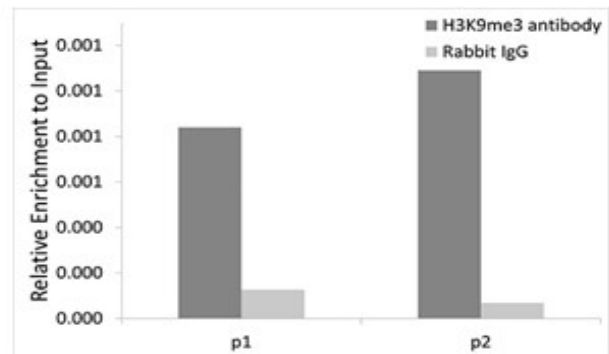


Product Name: TriMethyl-Histone H3-K9 Rabbit pAb
Catalog #: Z9052-20; Z9052-100
Also Known As: H3.4; H3/g; H3FT; H3t; HIST3H3; Histone H3; HIST1H3A
Quantity: 20 µl for Z9052-20; 100 µl for Z9052-100
Concentration: See labels on tube
Host Species: Rabbit
Isotype: IgG
Reactivity: Human, Mouse, Rat
Immunogen: A synthetic methylated peptide corresponding to residues surrounding K9 of human histone H3.
Swiss Prot. #: Q16695
Calculated MW: 15kDa
Detected MW: 15kDa
Applications: WB (1:500 - 1:2,000)
 IHC (1:50 - 1:200)
 IF (1:50 - 1:200)
 CHIP (1:20 - 1:100)
 IP (not tested)
 Note: Antibody dilution should be optimized by users.

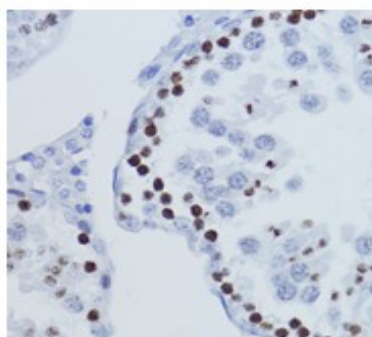
Images:



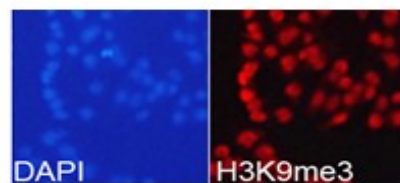
Immunoblotting 25 µg whole cell extracts of various cell lines using TriMethyl-Histone H3-K9 antibody (Z9052) at 1:500 dilution.



Chromatin immunoprecipitation analysis of 293T cell extracts using TriMethyl-Histone H3-K9 antibody (Z9052) and rabbit IgG.



Immunohistochemistry of rat testis using TriMethyl-Histone H3-K9 antibody (Z9052) at 1:200 dilution.



Immunofluorescence of 293T cells using TriMethyl-Histone H3-K9 antibody (Z9052) at 1:100 dilution. Blue: DAPI nuclear staining.

- Purification:** Protein A or G affinity purification
- Buffer:** PBS with 0.02% sodium azide, 50% glycerol, pH7.3.
- Storage:** Store at -20°C. Centrifuge to maximize product recovery.
- Background:** Histone H3 is a core component of nucleosome. Nucleosomes wrap and compact DNA into chromatin, limiting DNA accessibility to the cellular machineries which require DNA as a template. Histones thereby play a central role in transcription regulation, DNA repair, DNA replication and chromosomal stability. DNA accessibility is regulated via a complex set of post-translational modifications of histones, also called histone code, and nucleosome remodeling. Lysine methylation occurs primarily on histones H3 (Lys4, 9, 27, 36, 79) and H4 (Lys20) and has been implicated in both transcriptional activation and silencing.
- Reference:**
1. Albig W, et al. (1996)Hum Genet 97, 486-491.
 2. Tachiwana H, et al. (2008) Nucleic Acids Res 36, 2208-2218.
 3. Lee DY, et al. (2005) Endocr Rev 26, 147-170.
- Note:** This product is for research use only.

