UBPBio
Ubiquitin-Proteasome Biotechnologies

Product Name:	TRIM25 Rabbit pAb
Catalog #:	Y6122-20; Y6122-100
Also Known As:	TRIM25; EFP; RNF147; Z147; ZNF147
Quantity:	20 µl for Y6122-20; 100 µl for Y6122-100
Concentration:	See labels on tube
Host Species:	Rabbit
Isotype:	IgG
Reactivity:	Human, Mouse
Immunogen:	Recombinant fusion protein containing a sequence corresponding to amino acids 100-400 of human TRIM25 (NP_005073.2).
Swiss Prot. #:	Q14258
Calculated MW:	72 kDa
Detected MW:	72 kDa
Applications:	WB (1:500 - 1:2,000) IP (1:50 - 1:200) IF (1:50 - 1:200) IHC (not tested) Note: Antibody dilution should be optimized by users.

Images:

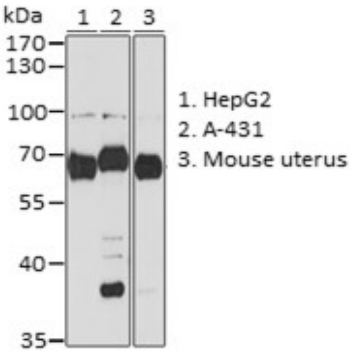

Immunoblotting 25 µg whole cell extracts of various cell lines using TRIM25 antibody (Y6122) at 1:1,000 dilution.

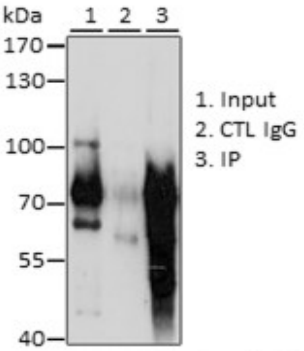

Immunoprecipitation of 200 µg HepG2 cell extracts using 3 µg TRIM25 antibody (Y6122). Immunoboltting: same antibody at 1:1,000 dilution.

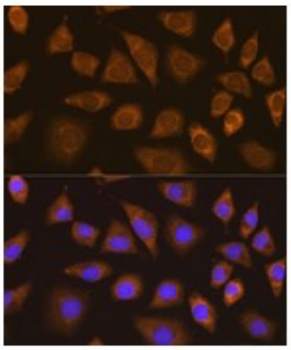

Immunofluorescence of L929 cells using TRIM25 antibody (Y6122) at 1:100 dilution. Blue: DAPI nuclear staining.

Purification:	Protein A or G affinity purification
Buffer:	PBS with 0.02% sodium azide, 50% glycerol, pH7.3
Storage:	Store at -20°C. Centrifuge to maximize product recovery.
Background:	TRIM25 is a member of the tripartite motif (TRIM) family. TRIM25 could function as a ubiquitin E3 or ISG15 E3 ligase.
Reference:	1. Meroni G and Diez - Roux G, (2005) Bioessays 27, 1147 - 1157. 2. Gack MU, et al. (2007) Nature 446, 916 - 920.
Note:	This product is for research use only.